




## Compact and efficient inverters of high power density

- ✓ Maximised energy output
- ✓ Lower CAPEX and OPEX
- ✓ Smart and efficient operation
- ✓ Highest safety standards

Developed for large commercial/small utility PV systems, the HT series is characterised by high power density, which facilitates a lean system layout with reduced number of inverters. Further enhancing profitability, the inverter is compatible with high-power modules and caters to the respective DC current levels. Load monitoring and power export limit functionalities can be activated with GoodWe's Smart Energy Controller SEC1000.

-  High power density
-  Up to 15A per string
-  Full power up to 45°C



Technical Data	GW100K-HT	GW110K-HT	GW120K-HT	GW136K-HTH
<b>Input</b>				
Max. Input Voltage (V)			1100	
MPPT Operating Voltage Range (V)			180 ~ 1000	
Start-up Voltage (V)			200	
Nominal Input Voltage (V)	600	600	600	750
Max. Input Current per MPPT (A)			30	
Max. Short Circuit Current per MPPT (A)			45	
Number of MPPTs	10	12	12	12
Number of Strings per MPPT			2	
<b>Output</b>				
Nominal Output Power (kW)	100	110	120	136
Rated Apparent Power (KVA)	100	110	120	136
Max. AC Active Power (kW)	110 <sup>1</sup>	121 <sup>1</sup>	132 <sup>1</sup>	150 <sup>1</sup>
Max. AC Apparent Power (kVA)	110 <sup>2</sup>	121 <sup>2</sup>	132 <sup>2</sup>	150 <sup>2</sup>
Nominal Output Voltage (V)	400V, 3L / N / PE or 3L / PE			500V, 3L / PE
Nominal AC Grid Frequency (Hz)	50 / 60			
Max. Output Current (A)	167.0	175.5	191.3	173.2
Power Factor	~1 (Adjustable from 0.8 leading to 0.8 lagging)			
Max. Total Harmonic Distortion	<3%			
<b>Efficiency</b>				
Max. Efficiency	98.6%	98.6%	98.6%	99.0%
European Efficiency	98.3%	98.3%	98.3%	98.5%
<b>Protection</b>				
PV String Current Monitoring	Integrated			
PV Insulation Resistance Detection	Integrated			
Residual Current Monitoring	Integrated			
PV Reverse Polarity Protection	Integrated			
Anti-islanding Protection	Integrated			
AC Overcurrent Protection	Integrated			
AC Short Circuit Protection	Integrated			
AC Overvoltage Protection	Integrated			
DC Switch	Integrated			
DC Surge Protection	Type II (Type I optional)			
AC Surge Protection	Type II (Type I optional)			
AFCI	Optional			
Remote Shutdown	Optional			
PID Recovery	Optional			
<b>General Data</b>				
Operating Temperature Range (°C)	-30 ~ +60			
Relative Humidity	0 ~ 100%			
Max. Operating Altitude (m)	5000 (>4000 derating)			
Cooling Method	Smart Fan Cooling			
User Interface	LED, LCD (Optional), WLAN + APP			
Communication	RS485, WiFi or 4G (Optional)			RS485, WiFi or 4G or PLC (Optional)
Communication Protocols	Modbus-RTU (SunSpec Compliant)			
Weight (kg)	93.5	98.5	98.5	98.5
Dimension (W x H x D mm)	1008 x 678 x 343			
Topology	Non-isolated			
Self-consumption at Night (W)	<2			
Ingress Protection Rating	IP66			
DC Connector	MC4 (4 ~ 6mm <sup>2</sup> )			
AC Connector	OT / DT terminal (Max. 300mm <sup>2</sup> )			

\*1: For Belgium, Max. AC Active Power (kW): GW100K-HT is 100, GW110K-HT is 110, GW120K-HT is 120, GW136K-HTH is 136.

\*2: For Belgium, Max. AC Apparent Power (kVA): GW100K-HT is 100, GW110K-HT is 110, GW120K-HT is 120, GW136K-HTH is 136.

\*: Please visit GoodWe website for the latest certificates.